

Dear Parents/Carers,


As part of our commitment to supporting pupils, we have decided to implement Google Classroom to enhance our current home learning provision.

In the event of a 'bubble' having to isolate, teachers will use Google classroom on a daily basis to support home learning. If an individual child is isolating then google classroom will be used in conjunction with the school website to provide tasks for them to complete if they are well enough to do so.

To get started, please follow Warren's instructions on the following pages.



# Google



Go to Google and type 'Wonde login' here.





wonde

Search for your school

Warren Park Primary School

or

QR code

Login with Magic Badge



Type 'Warren Park Primary School' here.



# Logging into Google Classroom



Google Classroom



Warren Park Primary School

Enter your email or username

Next



Login with Magic Badge



Login with Emoji Password

Select to login using your **Emoji Password** OR **Magic Badge**.

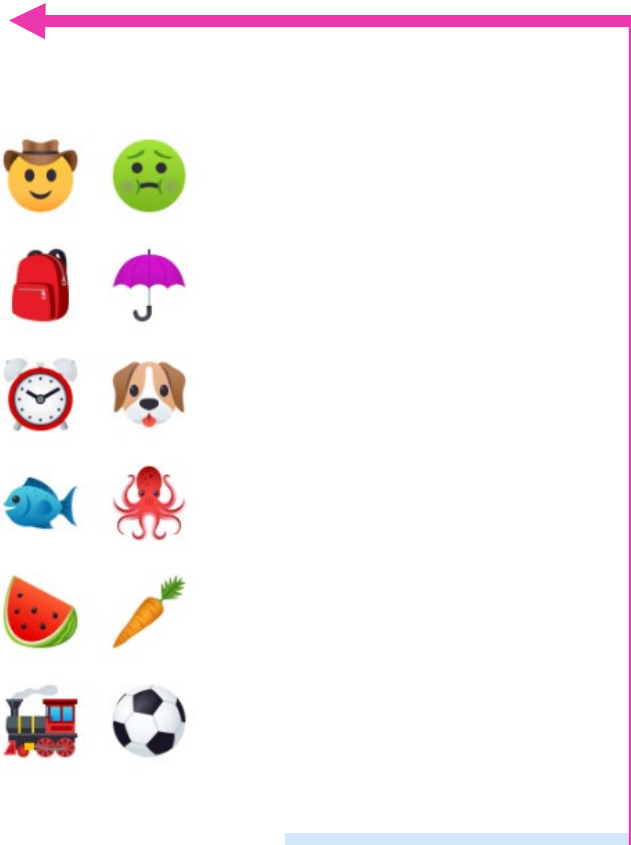


# Logging into Google Classroom – Emoji password



Google Classroom

Please enter your password



You are logging into Warren Park Primary School. Not your school?

Enter your **Emoji password** here.

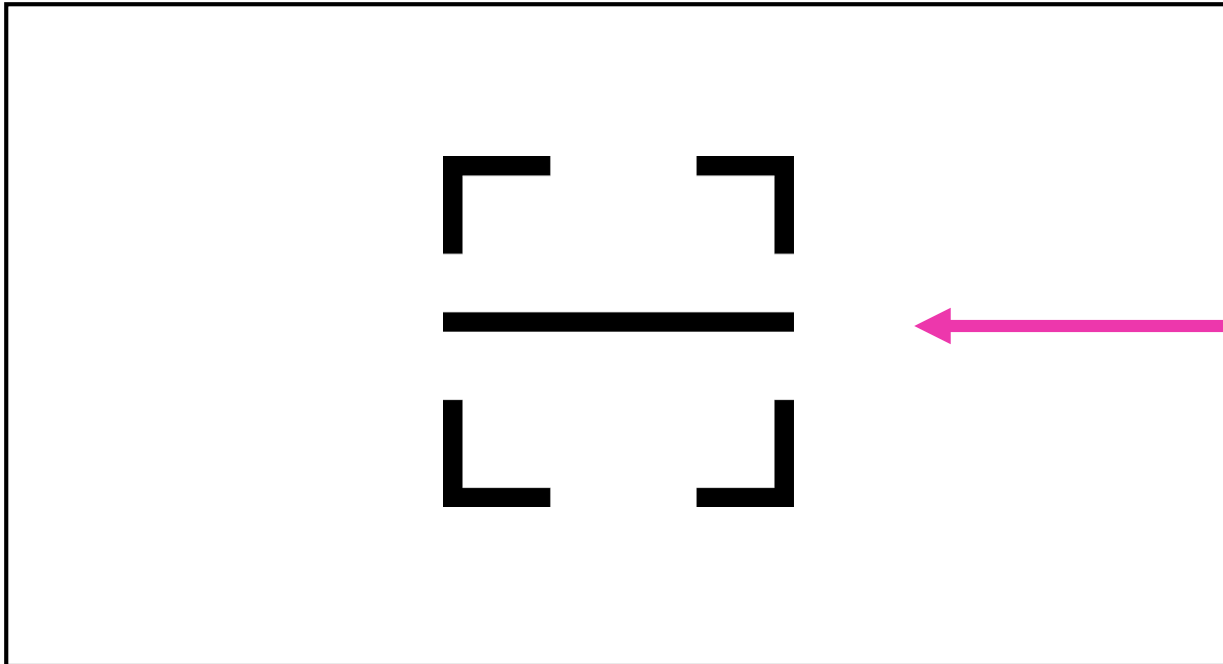


# Logging into Google Classroom – Magic badge



Google Classroom

To login with your Magic Code please hold it up to the screen and center the code inside the square.



Hold your Magic badge up to your web cam like this.

Having trouble logging in? [Click here](#) to find your school and login with your Emoji password.

Please note:  
You may have to 'allow camera'. Alternatively, login with your Emoji password.

Scan your **Magic badge** here.



# Navigating Google Classroom



☰ 4 Mackerels

Stream

Classwork

People

Grades



Google Classroom

1.

2.

3.

4.

5.

6.

7.

8.

**Upcoming**  
No work due soon  
View all

Share something with your class...

Class Teacher  
Sep 22  
<https://sites.google.com/warrenpark.hants.sch.uk/monsterphonics>  
Sign in - Google Accounts  
<https://sites.google.com/war...>

9.

- 1. Menu of classes
- 2. Current class
- 3. Announcement page
- 4. Assignments
- 5. Teachers & Classmates
- 6. App directory
- 7. Your account
- 8. Upcoming assignments
- 9. Updates from your teacher



Any work or tasks posted for the children will appear in the **Stream**.

# Navigating Google Classroom



The screenshot shows the Google Classroom interface for a class named '4 Guppies'. The 'Classwork' tab is highlighted with a pink box and labeled '1.'. Other tabs include 'Stream' and 'People'. A 'View your work' button is labeled '2.'. At the top right, there are icons for 'Google Calendar' (labeled '3.') and 'Class Drive folder' (labeled '4.'). On the left, there is a sidebar with 'All topics' (labeled '5.') and a 'Reading' topic heading (labeled '6.'). Under 'Reading', there is an assignment card for 'Assignment 1' (labeled '7.') with a due date of 'No due date' (labeled '8.'). The card shows it was 'Posted Sep 10 (Edited Sep 17)' and is in 'Assigned' status (labeled '9.'). It includes an attached Google Docs file (labeled '10.') and a 'View assignment' button (labeled '11.').

Please note: Comments posted to the assignment are only viewable by the teacher.

1. Classwork tab
2. View your work
3. See due dates
4. View your files
5. Topics available
6. Topic headings
7. Assignment title
8. Assignment due date
9. Assignment status
10. Attached files/links
11. Click to view assignment



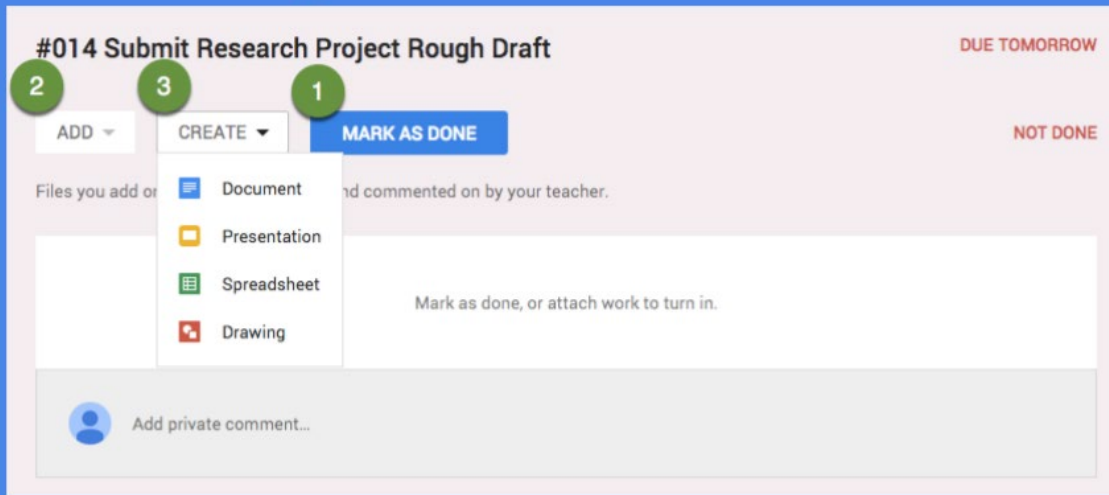
The **classwork** tab allows you to view all pieces of work that have been added to the classroom.

Children don't need to save anything anywhere as Google automatically saves their work as they go in a folder that their teacher can see.



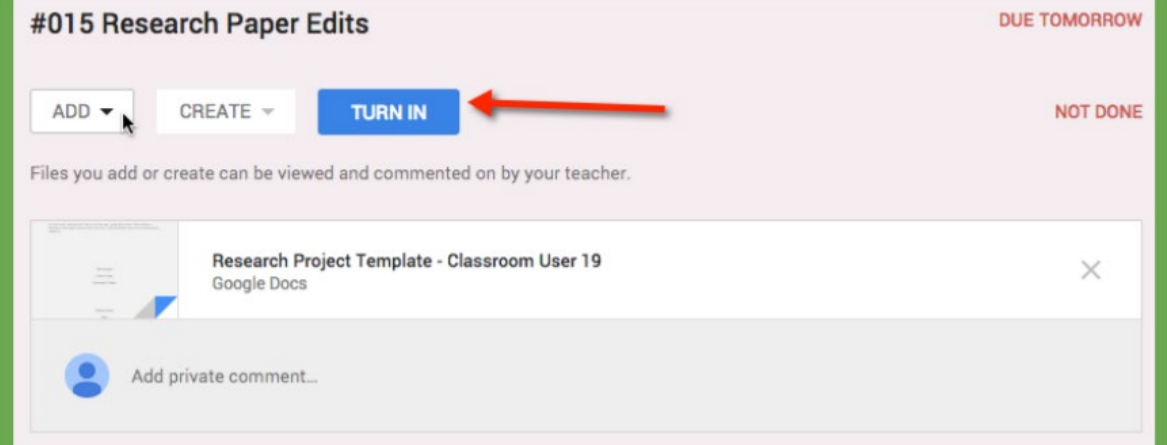


## Assignment Submission Screen



- 1 If the teacher has not attached a template document for you to complete you can simply "Mark as done" by using the blue button if no document submission is needed.
- 2 Submit a collection of Google documents from your Google Drive, video files, links to websites, Office documents or other files. There is not a limit to the number of attachments you can submit for one assignment.
- 3 Create Google documents right from Google Classroom. The file will automatically be shared with the teacher and placed in your Classroom folder in Google Drive.

## Turn In Files



If the assignment has files to submit the "Mark as done" button is shown as a "Turn in" button. Additional files can be added or created right in Google Classroom to submit.

## Sharing

Turning in files switches ownership of the document to the teacher and prevents student editing.

## Unsubmit

After turning in an assignment an unsubmit button appears. Use this to gain back editing rights.

## My Assignment

Click on "My Assignment" at the top of the assignment details to view the submission screen.

ASSIGNMENT DETAILS

MY ASSIGNMENT



Login with Magic Badge



Login with Emoji Password




**EducationCity**.com


## Your applications



Gmail



Drive



Classroom



Docs



Education City



School  
Homepage



Your **Magic Badge** and **Emoji Password** will also log you into **Times Tables Rock Stars** and **Education City**.



Contact can be made with the year group teachers using this email:

[Year2@warrenpark.hants.sch.uk](mailto:Year2@warrenpark.hants.sch.uk)

[Year3@warrenpark.hants.sch.uk](mailto:Year3@warrenpark.hants.sch.uk)

[Year4@warrenpark.hants.sch.uk](mailto:Year4@warrenpark.hants.sch.uk)

[Year5@warrenpark.hants.sch.uk](mailto:Year5@warrenpark.hants.sch.uk)

[Year6@warrenpark.hants.sch.uk](mailto:Year6@warrenpark.hants.sch.uk)

If the bubble is isolating then teachers will be able to respond during the school day between 09:00 – 15:15.

If an individual is isolating the teachers will still have their daily classroom commitment

and in this case they will endeavour to reply within 24 hour.



Please find all of our Google Classroom information and resources on our **school homepage**.



<https://www.warrenpark.hants.sch.uk/gsuite>